











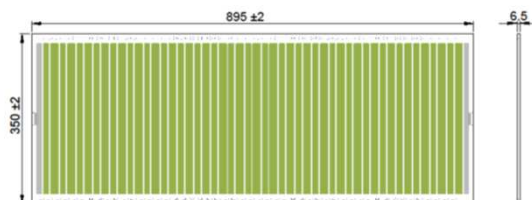
THE ONLY COLOURED, TRANSPARENT AND ACTIVE PV MATERIAL

-  Coloured
-  Transparent
-  Bifacial & 360° Efficiency
-  Outdoor & Indoor use
-  Low light
-  High temperature
-  Glass structure
-  Easy recycling



01 MECHANICAL SPECIFICATIONS

Technology	DSSC
External dimensions	350 x 895 mm (± 2 mm)
Thickness	6.4 mm
Front glass	3.2 mm float glass
Back glass	3.2 mm float glass
Weight	5.0 kg



02 ELECTRICAL SPECIFICATIONS

PERFORMANCE UNDER STC 1000 W/m², 25 °C, AM 1.5

Nominal power	P _m [W]	6.6
Open circuit voltage	V _{oc} [V]	34.3
Short circuit current	I _{sc} [A]	0.4
Maximum power voltage	V _m [V]	19.8
Maximum power current	I _m [A]	0.3
Power tolerance	[%]	+/- 5

PERFORMANCE UNDER 800 W/m², NOCT, AM 1.5

Nominal power	P _m [W]	6
Open circuit voltage	V _{oc} [V]	32.7
Short circuit current	I _{sc} [A]	0.3
Maximum power voltage	V _m [V]	21.6
Maximum power current	I _m [A]	0.3

For the DSSC the module efficiency increase with decreasing irradiation

03 THERMAL AND SOLAR SPECIFICATIONS

TEMPERATURE COEFFICIENTS

Coefficient for I _{sc}	α [%/°C]	+0.1
Coefficient for V _{oc}	β [%/°C]	-0.37
Coefficient for P _m	γ [%/°C]	+0.05
Nominal Operating Cell T.	NOCT [°C]	45

TRANSMITTANCES AND SOLAR FACTOR

Visible transmittance	T _L [%]	31
Solar Factor	G [%]	33
Thermal transmittance	U [W/m ² K]	Available on final product

04 SYSTEM INTEGRATION

System voltage	100 V
Maximum reverse current	0.5 A
Operating temperature	-20°C / +70°C
Maximum mechanical resistance	Available on final product

05 CERTIFICATIONS

Design certification & type approval IEC 61646	In progress on final products
Safety certification IEC 61730	In progress on final products

Specifications subject to technical changes